

Scaled data based on original data using
LM-79-08 Approved Method: Electrical and Photometric Measurements of Solid-
State Lighting Products

Test Report Prepared for
Cooper Lighting Solutions
(formerly Eaton)

Brand: McGRAW-EDISON

Report Number: P951844

Luminaire Tested: **GALN-SB5D-850-U-5MQ**

Issue Date: 1/21/2025

Test Information

Test Method: LM-79-08
Report Number: P951844
TEST IS SCALED FROM IESNA LM-79-08 TEST DATA (G2-2411-289-20)
Test Lab: INNOVATION CENTER
Issue Date: 1/21/2025
Manufacturer: COOPER LIGHTING SOLUTIONS (FORMERLY EATON)
Product Line: McGRAW-EDISON
Catalog Number: GALN-SB5D-850-U-5MQ
Description: GALLEON AREA AND ROADWAY HIGH DENSITY LED LUMINAIRE
(5) 80 CRI, 5000K, 900mA LIGHTSQUARES WITH 26 LEDS EACH AND TYPE V MEDIUM OPTICS
Light Source: -
Ballast/Driver: -

Summary

Lumens per Lamp: N/A
Luminaire Lumens: 51492 lumens
Efficiency: N/A
Efficacy: 141.1 lumens/watt
Luminous Opening: Rectangular (W 1.5' x L: 1' x H: 0')
IES Classification: Type V - Short
BUG Rating: B5 - U0 - G5

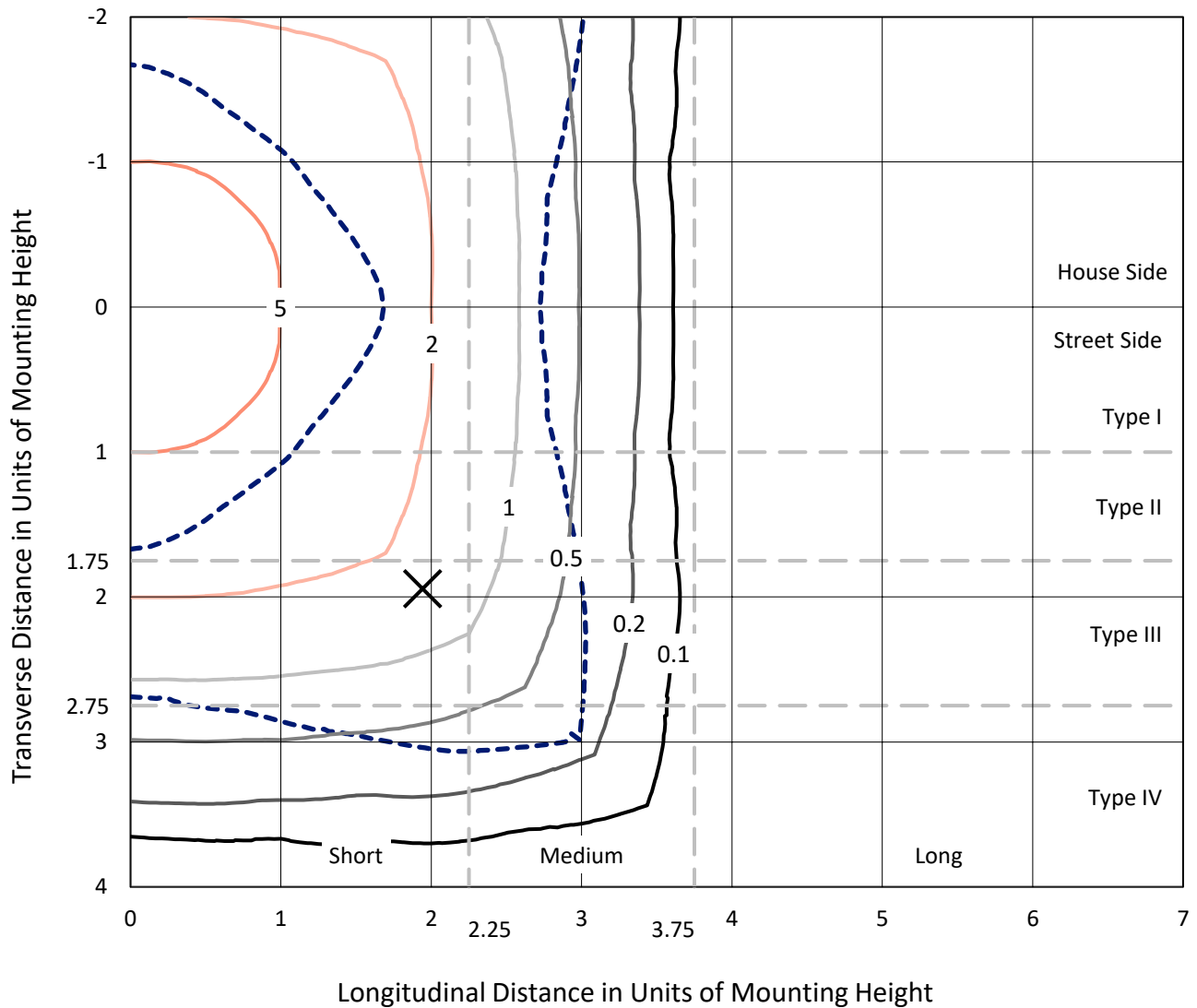
Input Watts (W): 364.9
Input Voltage (V): NR
Input Current (Ain): NR
Voltage Rise (V): NR
Power Factor: NR
Total Harmonic Distortion (THDi): NR
Frequency (hertz): 60
Stabilization Time: NR
Operation Time: NR
Ambient Temperature (°C): NR
Test Distance: 24 FT



REPORT NUMBER: P951844
 CATALOG NUMBER: GALN-SB5D-850-U-5MQ

Iso-Footcandle Lines of Horizontal Illumination

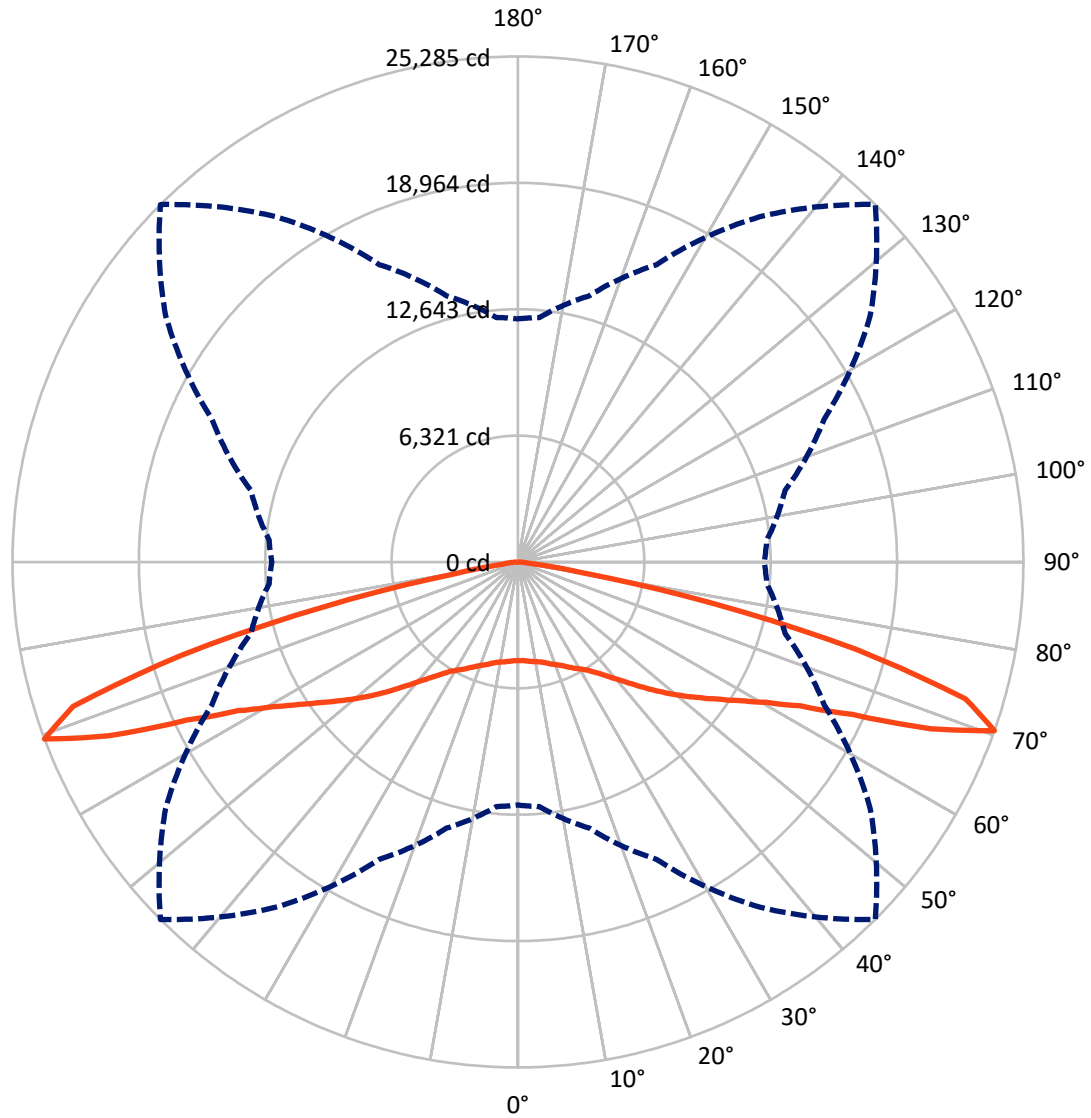
✕ Max cd
 - - - 1/2 Max cd



Based on 25 foot mounting height. Maximum calculated value = 7.9 fc
 Type V - Short - N/A

REPORT NUMBER: P951844
CATALOG NUMBER: GALN-SB5D-850-U-5MQ

Luminous Intensity Polar Plot



— Vertical Plane Through 45-Deg Lateral - - - Horizontal Cone Through 70-Deg Vertical

REPORT NUMBER: P951844

CATALOG NUMBER: GALN-SB5D-850-U-5MQ

FLUX DISTRIBUTION:

		Downward	Upward	Total
House Side	Lumens	25746.0	0.0	25746.0
	% Fixture	50.0	0.0	50.0
Street Side	Lumens	25746.0	0.0	25746.0
	% Fixture	50.0	0.0	50.0
Total	Lumens	51492.0	0.0	51492.0
	% Fixture	100.0	0.0	100.0

ZONAL LUMENS:

Zone	Lumens	% Fixture
0°-10°	479.2	0.9
10°-20°	1485.9	2.9
20°-30°	2655.5	5.2
30°-40°	4304.5	8.4
40°-50°	7011.3	13.6
50°-60°	10689.8	20.8
60°-70°	15903.1	30.9
70°-80°	8667.7	16.8
80°-90°	295.2	0.6
90°-100°	0.0	0.0
100°-110°	0.0	0.0
110°-120°	0.0	0.0
120°-130°	0.0	0.0
130°-140°	0.0	0.0
140°-150°	0.0	0.0
150°-160°	0.0	0.0
160°-170°	0.0	0.0
170°-180°	0.0	0.0
0°-90°	51492.0	100.0
0°-180°	51492.0	100.0

Coefficient of Utilization



REPORT NUMBER: P951844

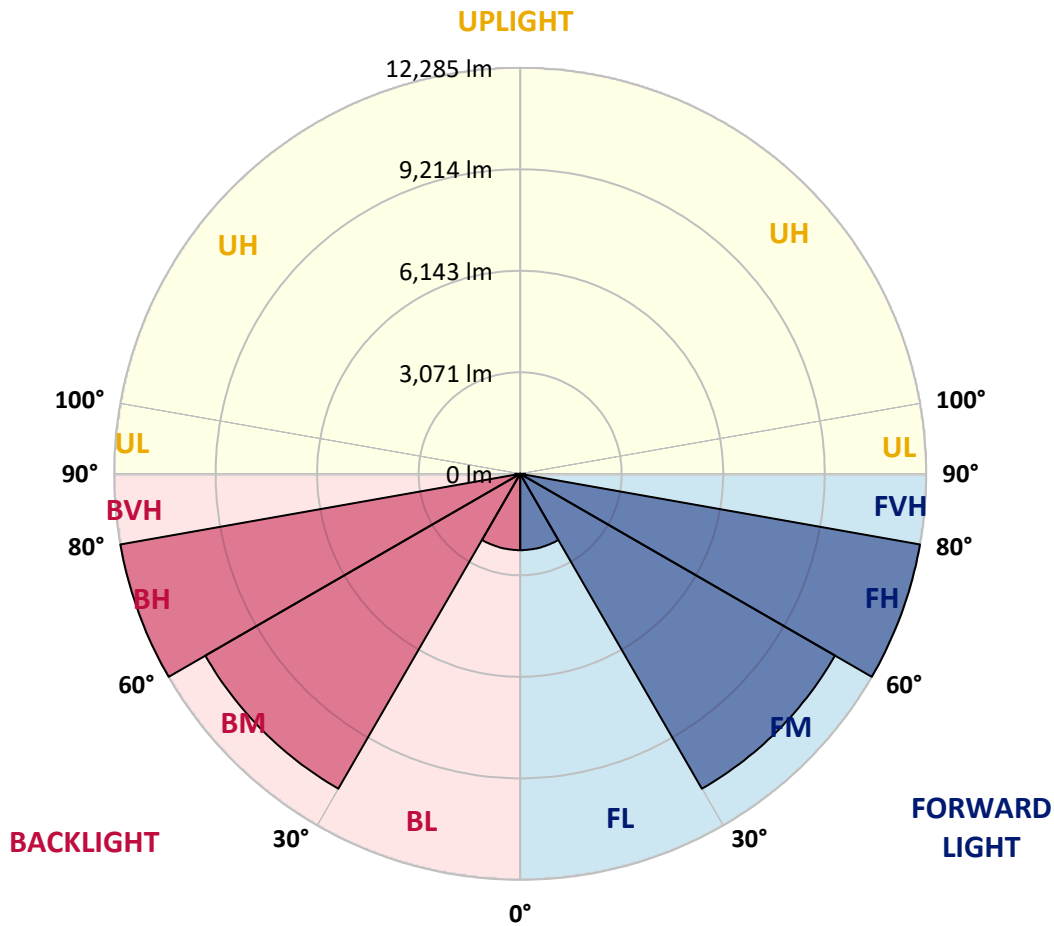
CATALOG NUMBER: GALN-SB5D-850-U-5MQ

LUMINAIRE CLASSIFICATION SYSTEM LUMEN TABLE AND BUG RATING:

Zone	Lumens	% Fixture	Zone Rating/Lumen Limit		
			B	U	G
FL (0°-30°)	2310.3	4.5			
FM (30°-60°)	11002.8	21.4			
FH (60°-80°)	12285.4	23.9			G5
FVH (80°-90°)	147.6	0.3			G2/225
BL (0°-30°)	2310.3	4.5	B3/2500		
BM (30°-60°)	11002.8	21.4	B5		
BH (60°-80°)	12285.4	23.9	B5		G5
BVH (80°-90°)	147.6	0.3			G2/225
UL (90°-100°)	0.0	0.0		U0/0	
UH (100°-180°)	0.0	0.0		U0/0	

BUG Rating: B5-U0-G5

Type V Short



REPORT NUMBER: P951844

CATALOG NUMBER: GALN-SB5D-850-U-5MQ

CANDELA DISTRIBUTION (FULL):

	0°	5°	15°	25°	35°	45°	55°	65°	75°	85°
0°	4932.4	4932.4	4932.4	4932.4	4932.4	4932.4	4932.4	4932.4	4932.4	4932.4
2.5°	4955.7	4960.8	4950.5	4945.3	4940.2	4932.4	4935.0	4947.9	4958.3	4955.7
5°	4997.0	5002.2	4994.4	4991.9	4981.5	4978.9	4978.9	4991.9	4999.6	4994.4
7.5°	5043.6	5051.3	5038.4	5035.8	5030.6	5025.5	5022.9	5035.8	5043.6	5043.6
10°	5087.5	5095.3	5084.9	5077.2	5072.0	5072.0	5066.8	5077.2	5090.1	5087.5
12.5°	5134.0	5139.2	5128.9	5123.7	5123.7	5131.5	5123.7	5128.9	5139.2	5134.0
15°	5190.9	5193.5	5190.9	5198.7	5211.6	5237.4	5214.2	5209.0	5214.2	5201.3
17.5°	5268.5	5273.6	5284.0	5302.1	5320.2	5366.7	5325.3	5312.4	5312.4	5286.6
20°	5364.1	5371.9	5387.4	5418.4	5441.7	5485.6	5444.3	5426.2	5418.4	5384.8
22.5°	5464.9	5477.9	5501.1	5542.5	5583.8	5625.2	5583.8	5552.8	5529.6	5485.6
25°	5581.3	5596.8	5633.0	5700.2	5757.1	5816.5	5767.4	5705.4	5658.8	5596.8
27.5°	5746.7	5764.8	5808.8	5891.5	5963.9	6015.6	5969.0	5888.9	5824.3	5749.3
30°	5979.4	5997.5	6049.2	6137.1	6186.2	6219.8	6188.8	6126.7	6049.2	5963.9
32.5°	6279.2	6302.5	6359.4	6442.1	6452.4	6457.6	6447.3	6416.3	6359.4	6256.0
35°	6659.3	6685.1	6749.7	6816.9	6806.6	6816.9	6801.4	6791.1	6749.7	6630.8
37.5°	7124.6	7155.6	7222.8	7274.5	7248.7	7235.7	7238.3	7240.9	7217.6	7085.8
40°	7664.9	7706.2	7755.3	7809.6	7765.7	7726.9	7752.8	7773.4	7752.8	7618.3
42.5°	8220.7	8280.1	8331.8	8409.4	8373.2	8324.1	8360.3	8383.5	8339.6	8194.8
45°	8838.5	8895.4	8962.6	9078.9	9053.1	9001.4	9053.1	9058.2	8983.3	8812.7
47.5°	9477.0	9536.5	9637.3	9792.4	9782.1	9725.2	9792.4	9756.2	9660.6	9456.4
50°	10082.0	10164.7	10319.8	10536.9	10557.6	10487.8	10578.3	10508.5	10348.2	10092.3
52.5°	10650.7	10738.6	10984.2	11278.9	11353.8	11263.3	11384.8	11263.3	11022.9	10694.6
55°	11247.8	11346.1	11638.2	12023.4	12173.3	12106.1	12219.8	12036.3	11695.1	11297.0
57.5°	11951.0	12010.4	12359.4	12817.0	13070.3	13085.9	13137.6	12827.3	12413.7	11961.3
60°	12713.6	12796.3	13176.3	13724.4	14125.1	14254.3	14200.0	13739.9	13259.1	12739.4
62.5°	13690.8	13781.3	14236.2	14892.9	15526.2	15846.8	15634.8	14967.8	14373.2	13750.2
65°	14499.9	14600.7	15422.8	16593.9	17746.8	18390.5	17858.0	16630.0	15559.8	14680.9
67.5°	13913.1	14037.2	15327.2	17478.0	20344.9	22265.6	20443.1	17741.6	15645.1	14453.4
70°	12160.4	12276.7	13781.3	16410.3	21076.4	25285.0	21515.9	16893.7	13830.4	12496.4
72.5°	8073.3	8448.2	9970.8	13124.6	18819.6	23397.9	19005.8	12858.4	9249.5	8055.2
75°	2678.2	2978.1	4017.3	6804.0	12605.0	17498.6	12000.1	6020.7	3182.3	2290.4
77.5°	674.7	778.1	1072.8	1946.6	5028.0	9963.0	4526.5	1589.8	866.0	604.9
80°	328.3	361.9	517.0	648.9	1259.0	3166.8	1181.4	610.1	408.4	315.4
82.5°	181.0	183.5	292.1	367.1	467.9	819.5	486.0	356.7	235.2	191.3
85°	111.2	108.6	155.1	196.5	196.5	292.1	232.7	196.5	134.4	118.9
87.5°	43.9	43.9	56.9	62.0	54.3	75.0	59.5	64.6	51.7	49.1
90°	0.0	0.0	0.0	0.0	0.0	0.0	0.0	0.0	0.0	0.0

(END C

90°
4932.4
4958.3
4997.0
5043.6
5087.5
5131.5
5201.3
5286.6
5384.8
5483.0
5594.2
5746.7
5963.9
6258.6
6630.8
7085.8
7618.3
8205.2
8830.8
9443.4
10087.1
10663.6
11242.7
11899.3
12656.7
13641.7
14536.1
14275.0
12318.1
7794.1
2166.3
540.3
289.5
191.3
124.1
51.7
0.0

OF REPORT)